



BEAM 130-PC

Flat, round safety luminaire for ceiling mounting made of white polycarbonate. To reduce maintenance costs, the luminaire is equipped with a screwless locking mechanism. In addition, all the recesses in the luminaire can be replaced without tools.

Available with optics for wide area or escape route illumination or with hall downlight for high ceilings heights.

The luminaire is equipped with a 3W power LED (switching type: non-maintained mode).

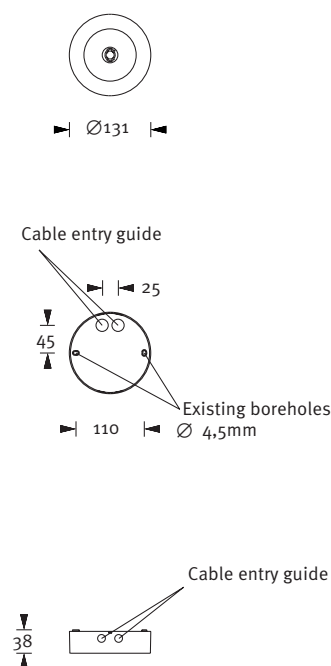


Technical specifications

Connecting terminals	2 x 2.5 mm ² for double assignment
Casing/colour	Polycarbonate / white
Type of assembly	Ceiling mounting
Dimensions (ØxH)	
Wide area and Escape route optic	131 x 38 mm
Hall downlight	131 x 39 mm
Protection class	IP40
Safety class	II

	Luminaires for central battery systems	Self contained luminaires
Illuminant	3W LED	3W LED
Light current	280lm	120lm (net) 280lm (emergency) 120lm (emergency)
Rated operating time 1h/3h	-	-
Rated operating time 8h	-	-
Luminous flux		
Emergency (DC)/mains 1h/3h	-	100% / 45%
Emergency (DC)/mains 8h	-	45% / 45%
Power consumption	6VA	5VA
Battery current input	15mA	-
Voltage supply	230V 50/60Hz / 220V DC +25/-20%	230V 50/60Hz
NiMh-Akku 1h / 3h / 8h	-	4,8V 2,0Ah
Temperature range	-10°C to +40°C	-
non-maintained mode	-	-0°C to +35°C
maintained mode	-	-5°C to +30°C
optional:		
Multi-switch and monitoring module	ELC, MSÜ3 SET009, SET010	-
Self monitoring	-	SELF CHECK
Central monitoring	-	SAFELOG Line SAFELOG Wireless

Wide area optic / Escape route optic



Accessories

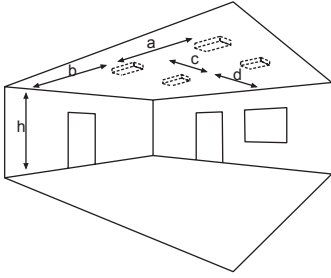
Cable assembly set (not for self contained luminaire)

Wire guard

Hall downlight 60° accessories-set

5lx-optic accessories-set

Lighting datas and tables of luminaire distances (E = 1,25 lx)



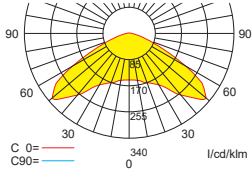
Ceiling mounting

Luminaires for central battery systems wide area optic

Distance table for plane emergency routes / distance data in meters

Illuminant: 3W LED

Luminous flux emergency (DC) / mains: 280lm / 280lm



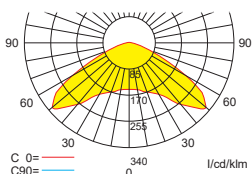
h	2,50	3,00	3,50	4,00	4,50	5,00	5,50	6,00	6,50	7,00	7,50	8,00	8,50	9,00	9,50	10,00	10,50	11,00	11,50
a	10,50	11,90	13,20	14,10	14,60	14,90	14,80	14,60	14,20	12,00	9,90	7,80	-	-	-	-	-	-	-
b	4,70	5,10	5,20	5,20	5,00	4,50	3,30	2,00	0,90	0,80	0,80	0,80	-	-	-	-	-	-	-
c	10,50	11,90	13,20	14,10	14,60	14,90	14,80	14,60	14,20	12,00	9,90	7,80	-	-	-	-	-	-	-
d	4,70	5,10	5,20	5,20	5,00	4,50	3,30	2,00	0,90	0,80	0,80	0,80	-	-	-	-	-	-	-

Self contained luminaires wide area optic

Distance table for plane emergency routes / distance data in meters

Illuminant: 3W LED

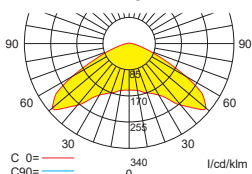
Luminous flux emergency / mains: 280lm / 120lm - Rated operating time: 1h/3h



h	2,50	3,00	3,50	4,00	4,50	5,00	5,50	6,00	6,50	7,00	7,50	8,00	8,50	9,00	9,50	10,00	10,50	11,00	11,50
a	10,50	11,90	13,20	14,10	14,60	14,90	14,80	14,60	14,20	12,00	9,90	7,80	-	-	-	-	-	-	-
b	4,70	5,10	5,20	5,20	5,00	4,50	3,30	2,00	0,90	0,80	0,80	0,80	-	-	-	-	-	-	-
c	10,50	11,90	13,20	14,10	14,60	14,90	14,80	14,60	14,20	12,00	9,90	7,80	-	-	-	-	-	-	-
d	4,70	5,10	5,20	5,20	5,00	4,50	3,30	2,00	0,90	0,80	0,80	0,80	-	-	-	-	-	-	-

Illuminant: 3W LED

Luminous flux emergency / mains: 120lm / 120lm - Rated operating time: 8h



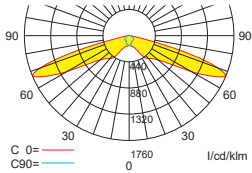
h	2,50	3,00	3,50	4,00	4,50	5,00	5,50	6,00	6,50	7,00	7,50	8,00	8,50	9,00	9,50	10,00	10,50	11,00	11,50
a	9,00	9,60	9,70	9,50	7,70	6,00	-	-	-	-	-	-	-	-	-	-	-	-	-
b	3,40	3,20	2,40	1,10	1,00	1,00	-	-	-	-	-	-	-	-	-	-	-	-	-
c	9,00	9,60	9,70	9,50	7,70	6,00	-	-	-	-	-	-	-	-	-	-	-	-	-
d	3,40	3,20	2,40	1,10	1,00	1,00	-	-	-	-	-	-	-	-	-	-	-	-	-

Luminaires for central battery systems escape route optic

Distance table for plane emergency routes / distance data in meters

Illuminant: 3W LED

Luminous flux emergency (DC) / mains: 280lm / 280lm



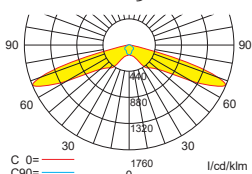
h	2,50	3,00	3,50	4,00	4,50	5,00	5,50	6,00	6,50	7,00	7,50	8,00	8,50	9,00	9,50	10,00	10,50	11,00	11,50
a	18,20	20,40	22,50	24,30	25,90	27,40	28,90	27,60	27,50	21,00	16,00	14,00	10,00	8,00	-	-	-	-	-
b	8,00	8,90	9,60	10,10	10,50	10,30	9,10	6,20	6,20	6,00	6,00	6,00	6,00	4,00	-	-	-	-	-
c	-	-	-	-	-	-	-	-	-	-	-	-	-	-	-	-	-	-	-
d	-	-	-	-	-	-	-	-	-	-	-	-	-	-	-	-	-	-	-

Self contained luminaires escape route optic

Distance table for plane emergency routes / distance data in meters

Illuminant: 3W LED

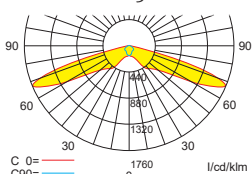
Luminous flux emergency / mains: 280lm / 120lm - Rated operating time: 1h/3h



h	2,50	3,00	3,50	4,00	4,50	5,00	5,50	6,00	6,50	7,00	7,50	8,00	8,50	9,00	9,50	10,00	10,50	11,00	11,50
a	18,20	20,40	22,50	24,30	25,90	27,40	28,90	27,60	27,50	21,00	16,00	14,00	10,00	8,00	-	-	-	-	-
b	8,00	8,90	9,60	10,10	10,50	10,30	9,10	6,20	6,20	6,00	6,00	6,00	6,00	4,00	-	-	-	-	-
c	-	-	-	-	-	-	-	-	-	-	-	-	-	-	-	-	-	-	-
d	-	-	-	-	-	-	-	-	-	-	-	-	-	-	-	-	-	-	-

Illuminant: 3W LED

Luminous flux emergency / mains: 120lm / 120lm - Rated operating time: 8h



h	2,50	3,00	3,50	4,00	4,50	5,00	5,50	6,00	6,50	7,00	7,50	8,00	8,50	9,00	9,50	10,00	10,50	11,00	11,50
a	15,50	17,10	18,60	18,00	12,00	10,00	-	-	-	-	-	-	-	-	-	-	-	-	-
b	6,60	7,00	6,90	4,30	4,00	3,00	-	-	-	-	-	-	-	-	-	-	-	-	-
c	-	-	-	-	-	-	-	-	-	-	-	-	-	-	-	-	-	-	-
d	-	-	-	-	-	-	-	-	-	-	-	-	-	-	-	-	-	-	-